



INSTALLATION INSTRUCTIONS

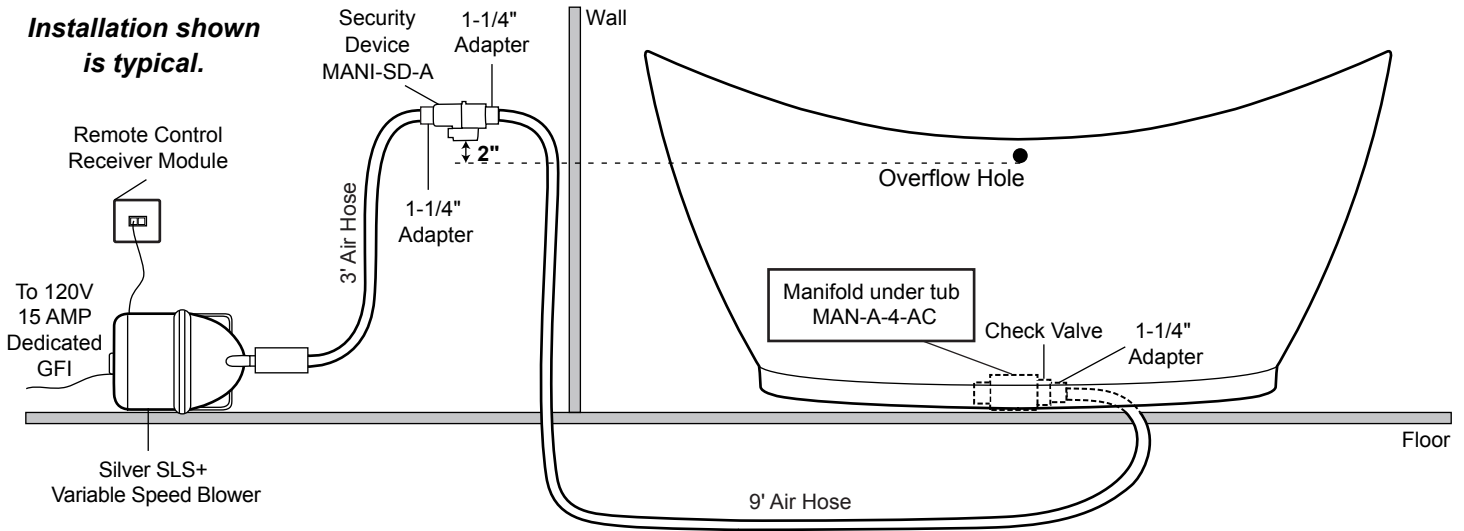
Components List:

- BM-TWP Ball Check Valve Jets
- MANI-SD-A Security Device
- MAN-A-4-AC Manifold
- Silver SLS+ Variable Speed Blower

Install blower behind a wall (with an access panel) or in a closet. Blower can also be installed under floor. Ensure the Security device, MANI-SD-A, is at least 2" above the bottom of overflow hole. Security device and hose can be mounted in wall.

Torben Acrylic Freestanding Tub With Overflow

Installation shown is typical.



INSIDE OF BATH TUB

Features:

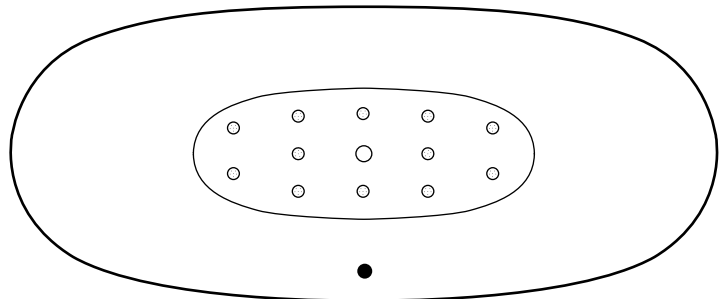
- (12) Maxi Air Jets with 24 openings

Elbows for air jets Tees for air jets

- Remote Control CG+/RTC-SENSOR-WP



12-15 year battery life





INSTALLATION INSTRUCTIONS

Components List:

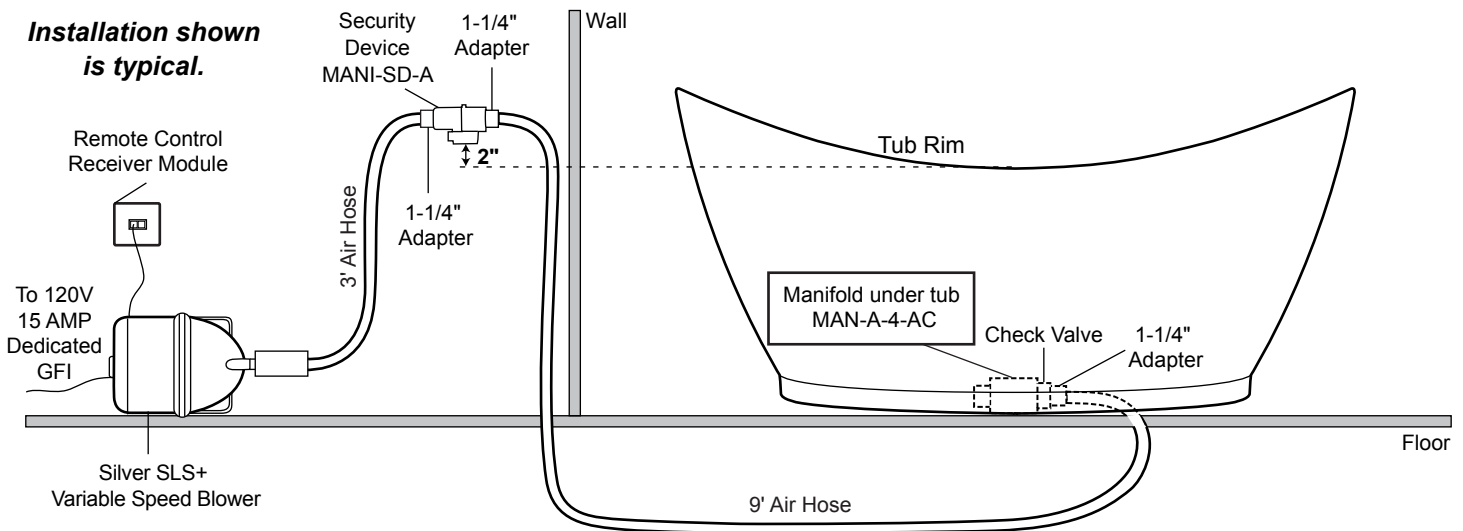
- BM-TWP Ball Check Valve Jets
- MANI-SD-A Security Device
- MAN-A-4-AC Manifold
- Silver SLS+ Variable Speed Blower

Install blower behind a wall (with an access panel) or in a closet. Blower can also be installed under floor. Ensure the Security device, MANI-SD-A, is at least 2" above the tub rim. Security device and hose can be mounted in wall.

Torben

Acrylic Freestanding Tub Without Overflow

Installation shown is typical.



INSIDE OF BATH TUB

Features:

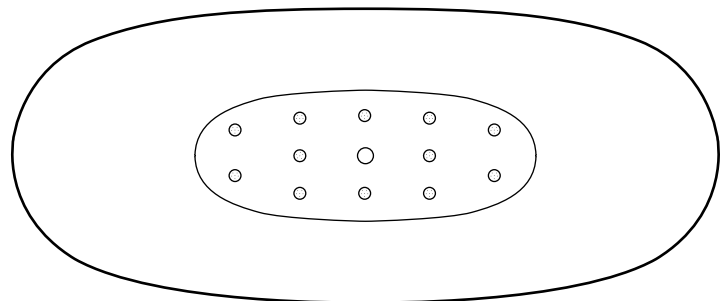
- (12) Maxi Air Jets with 24 openings

Elbows for air jets Tees for air jets

- Remote Control CG+/RTC-SENSOR-WP



12-15 year battery life





SPECIFICATIONS

Overall Dimensions	69-1/8" L x 32" W (front to back) x 31-3/4" H
Water Capacity	
without overflow	60 gallons
with overflow	51 gallons
Water Depth	
to top of tub	18-1/2" H
to overflow	15-3/4" H
Tub Weight Uncrated	83 lbs.
Tub Rim	1/2" wide
Tub Footprint	49-1/2" L x 25" W (front to back)
Faucet Configurations	No Drillings

69" Torben Acrylic Freestanding Tub

All measurements are approximate. Measurements may vary +/- 1/2".

