



# INSTALLATION INSTRUCTIONS

## Components List:

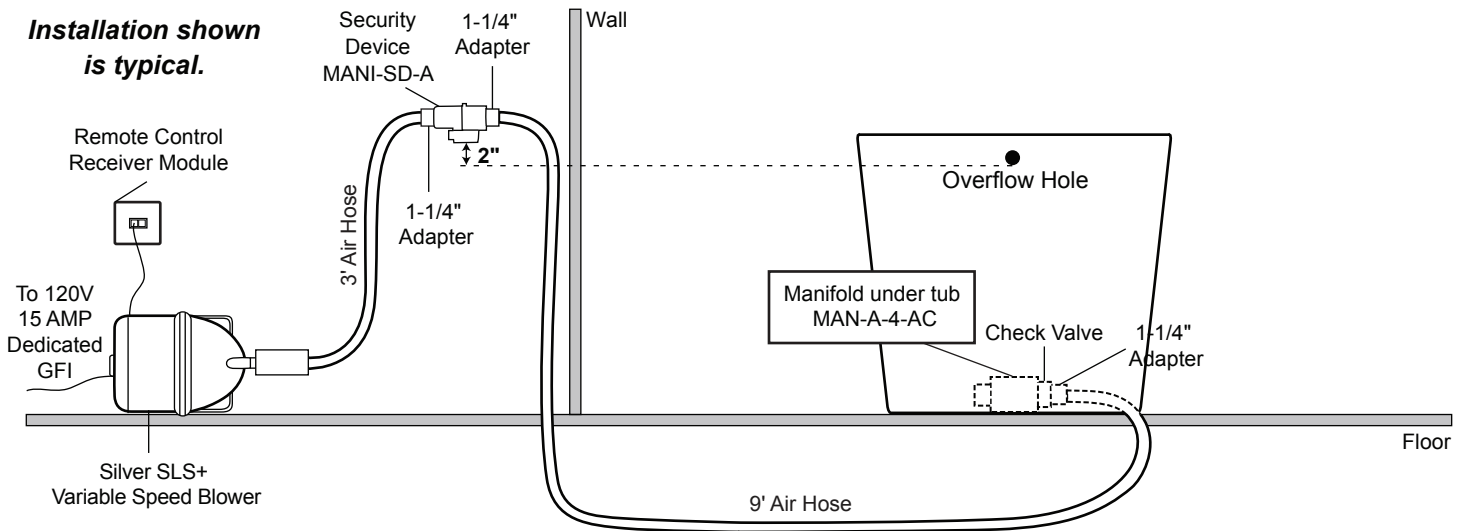
- BM-TWP Ball Check Valve Jets
- MANI-SD-A Security Device
- MAN-A-4-AC Manifold
- Silver SLS+ Variable Speed Blower

# Arya

## Acrylic Freestanding Air Tub With Overflow

Install blower behind a wall (with an access panel) or in a closet. Blower can also be installed under floor. Ensure the Security device, MANI-SD-A, is at least 2" above the bottom of overflow hole. Security device and hose can be mounted in wall.

### Installation shown is typical.



## INSIDE OF BATH TUB

### Features:

- (12) Maxi Air Jets with 24 openings

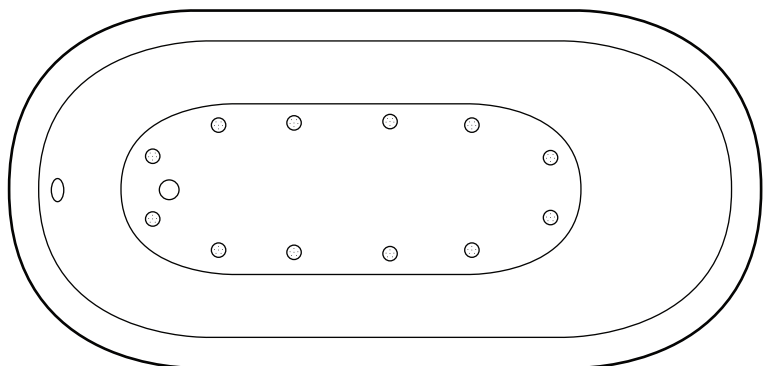


Elbows for air jets    Tees for air jets

- Remote Control CG+/RTC-SENSOR-WP



12-15 year battery life





# INSTALLATION INSTRUCTIONS

## Components List:

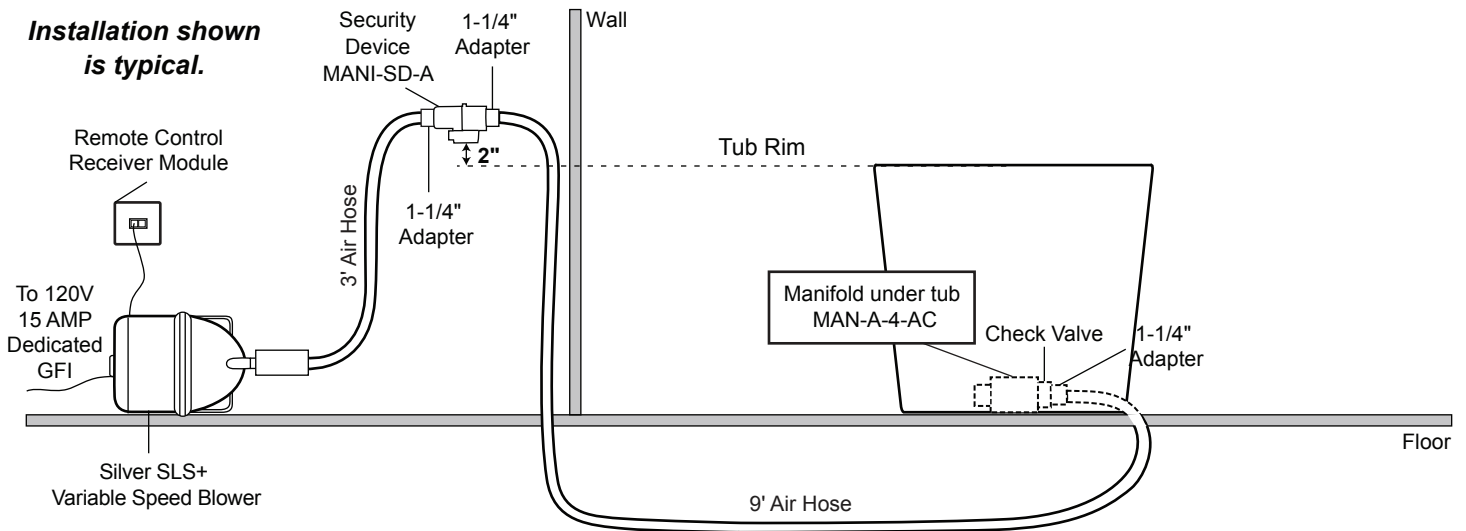
- BM-TWP Ball Check Valve Jets
- MANI-SD-A Security Device
- MAN-A-4-AC Manifold
- Silver SLS+ Variable Speed Blower

Install blower behind a wall (with an access panel) or in a closet. Blower can also be installed under floor. Ensure the Security device, MANI-SD-A, is at least 2" above the tub rim. Security device and hose can be mounted in wall.

# Arya

## Acrylic Freestanding Air Tub Without Overflow

**Installation shown is typical.**



## INSIDE OF BATH TUB

### Features:

- (12) Maxi Air Jets with 24 openings

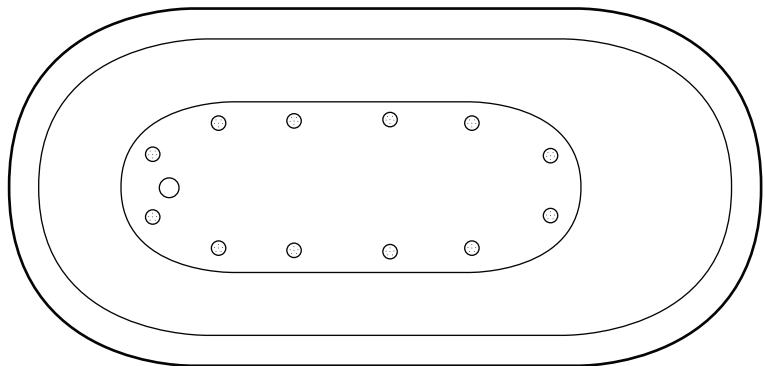


Elbows for air jets    Tees for air jets

- Remote Control CG+/RTC-SENSOR-WP



12-15 year battery life





## SPECIFICATIONS

Overall Dimensions	66-3/4" L x 31-1/2" W (front to back) x 23-3/4" H
Water Capacity	
without overflow	59 gallons
with overflow	44 gallons
Water Depth	
to top of tub	19" H
to overflow	15" H
Tub Weight Uncrated	130 lbs.
Tub Rim	3"
Tub Footprint	62" L x 20" W (front to back)
Faucet Configurations	No Drillings

# 67" Arya

Acrylic Freestanding  
Air Tub

*All measurements are approximate. Measurements may vary +/- 1/2".*

