

HOLLYN

SIMPLESELECT SHOWER SYSTEM

SKU: 948007



CONTENTS

| | | |
|--------------|-------|--------|
| SHOWER MIXER | | PAGE 2 |
| SHOWER HEAD | | PAGE 3 |
| BODY JET | | PAGE 4 |

FEATURES

- Shape: Rectangular
- Handle Type: Lever
- Features: Thermostatic
- Assembly Required: Yes
- Installation Type: Wall Mount
- Mounting Hardware Included: Yes
- Body Sprays: No
- Shower Head Installation Type: Wall
- Number of Shower Heads: 1
- Shower Head Material: Brass
- Shower Head Spray: Multi-Function
- Shower Head Length: 4-1/4"
- Shower Head Width: 6-1/2"
- Shower Arm Extension: 13"
- Shower Head Swivel: No
- Diverter Included: Yes
- Shower Head Flow Rate: 2.5

SIGNATURE HARDWARE Lifetime Warranty

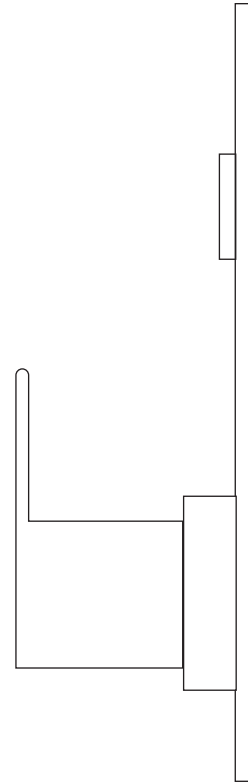
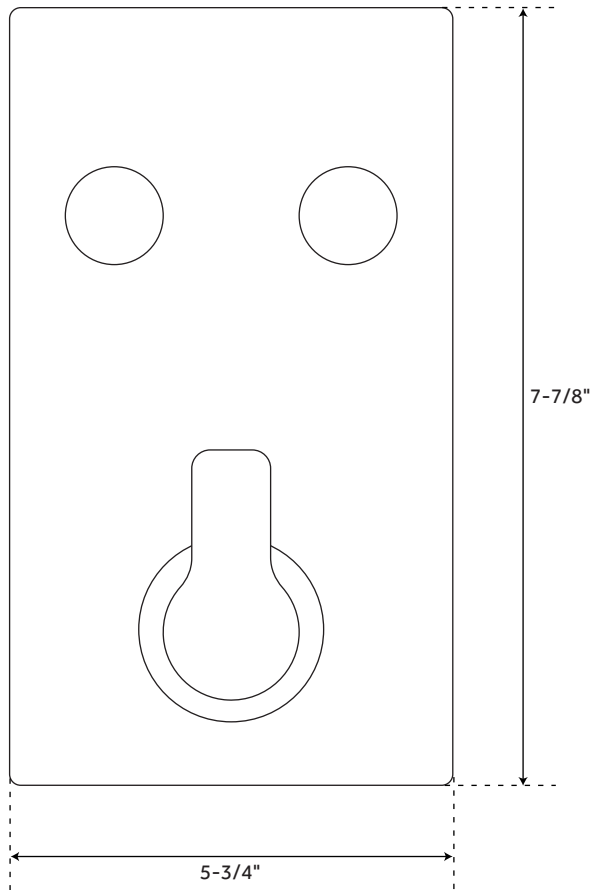
See website for detailed warranty information.

REVISED 6/3/2019

HOLLYN

SHOWER MIXER


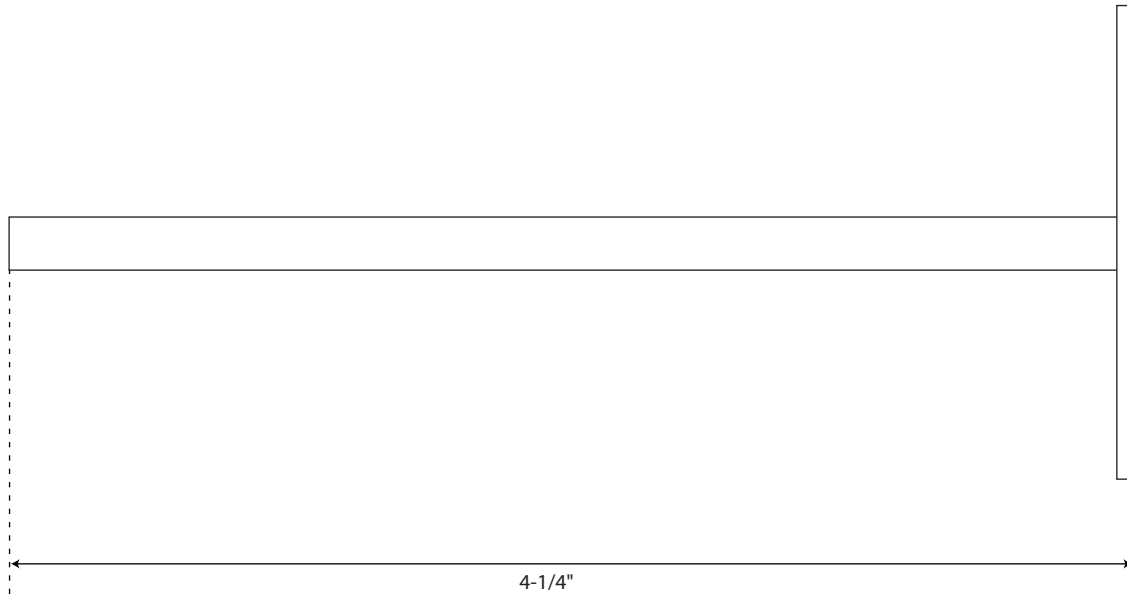
SKU: 948003



HOLLYN

SHOWER HEAD

SKU: 948003



HOLLYN

BODY JET

SKU: 948003

